



HIV Point of Care

Laboratory :

Distribution : **5555**

Page 1 of 3

Dispatch Date : 26-Feb-2024

Intended Result	Your Report	Your Score
Specimen 8374 HIV 1/2 negative	HIV 1/2 negative	2
Specimen 8375 HIV 1/2 reactive, referred	HIV 1/2 reactive, referred	2

**Cumulative score information**

Total number of specimens sent to you for **UK NEQAS for HIV Point of Care** over the last 4 distributions is 8  
For these distributions specimen numbers 7931 7932 8075 8076 8225 8226 8374 8375 have been analysed and scored.

Number of scored specimens 8  
Number of specimens reported as not examined (not scored) 0  
Number of specimens received too late for analysis (not scored) 0  
Number of specimens for which no report was received (not scored) 0  
Your cumulative score for these specimens was 16 out of a possible total of 16

The mean score calculated from the reports returned by **UK** laboratories was 15.30 with a standard error of 1.45.

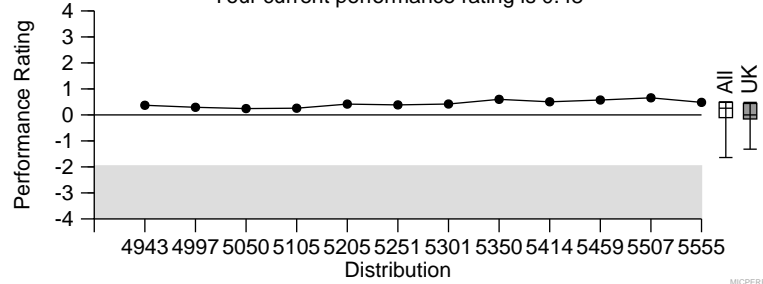
**Performance rating**

Your performance rating for **UK NEQAS for HIV Point of Care** (i.e. the number of standard errors by which your cumulative score lies above or below the mean for UK laboratories) is **0.48**.

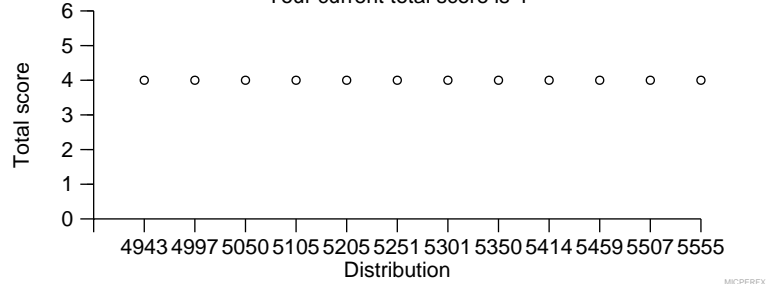
A performance rating of more than 1.96 standard errors below the mean indicates possible poor performance. Please note, your performance rating may change if other participants' results are amended.

No score penalty is incurred for non return of reports. However non return of results may be used as a measure of poor performance.

Your performance rating over the past 12 distributions  
Your current performance rating is 0.48



Total score you achieved for each the last 12 distributions  
Your current total score is 4



**Use of the website:**

To view intended results and enter results online please visit the UK NEQAS for Microbiology website at [www.ukneqasmicro.org.uk](http://www.ukneqasmicro.org.uk). Please log in using your unique username and password under 'Participants login' by choosing 'Login Reports/Results'.

**Comments:** A total of 89 sets of specimens were distributed with 70 (78.7%) participants returning results within the specified period. The overall performance was outstanding with 100% of participants achieving the full score for specimen 8374 and 91.2% of participants achieving the full score for specimen 8375. For participants who did not provide a referral option for each specimen tested, the referral option was defaulted to 'Not referred'.  
**Please see comments page 3 for more information.**

**Turn around time:** The time taken to report your results was 0- days (a value is only available for web users). This information is provided for your own use and does not form part of your performance assessment.

**SCHEME SCORING:** Scoring for the HIV Point of Care scheme has been endorsed by the National Quality Assessment Advisory Panel for Medical Microbiology. As it is important that a positive or indeterminate result is followed up by referral of the specimen or patient, a differential scoring is applied to reinforce this practice.

**Scores applied to an HIV 1/2 positive specimen (result: score):**

Reactive, referred: 2; Reactive, not referred: 1  
Indeterminate, referred: 1; Indeterminate, not referred: 0  
Negative: 0

**Scores applied to an HIV 1/2 negative specimen (result: score):**

Negative: 2  
Indeterminate, referred: 1; Indeterminate, not referred: 0  
Reactive, referred: 1; Reactive, not referred: 0

**Enquiries:** Any queries about this distribution can be addressed to Dr Sanjiv Rughooputh at [organiser@ukneqasmicro.org.uk](mailto:organiser@ukneqasmicro.org.uk). Pre-distribution test results are available should you experience a technical failure and wish to discuss the results.

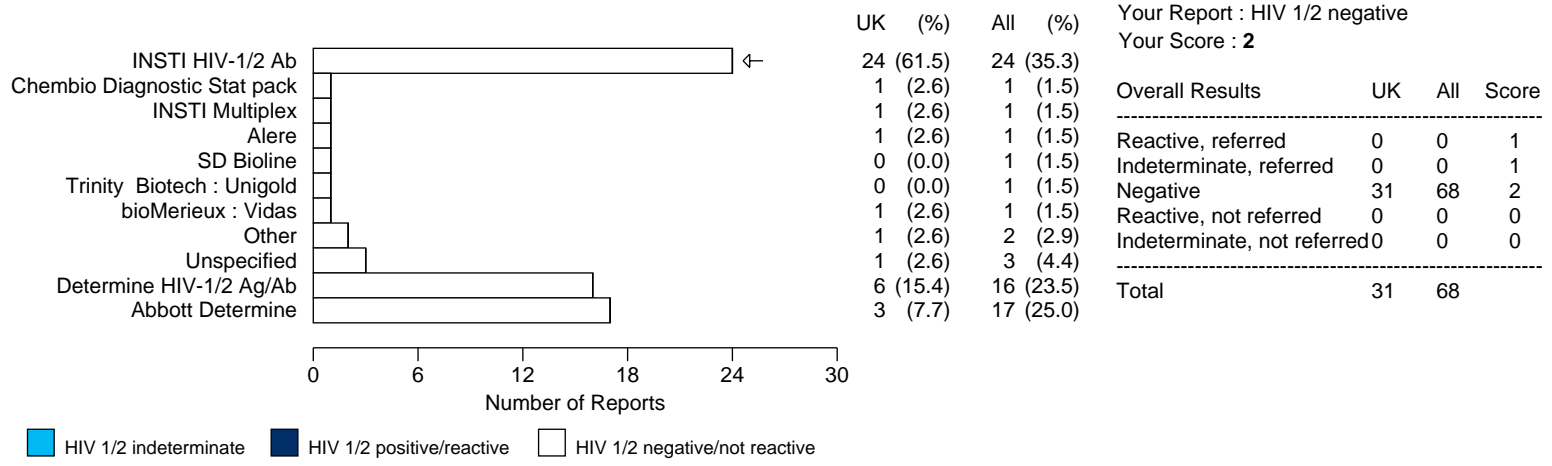
For repeat specimen(s) in case of an EQA failure investigation, please request using the web form at <https://ukneqasmicro.org.uk/participant-info/order-repeat-specimens/>.

**Report authorised by:** Dr Sanjiv Rughooputh, Scheme Organiser.

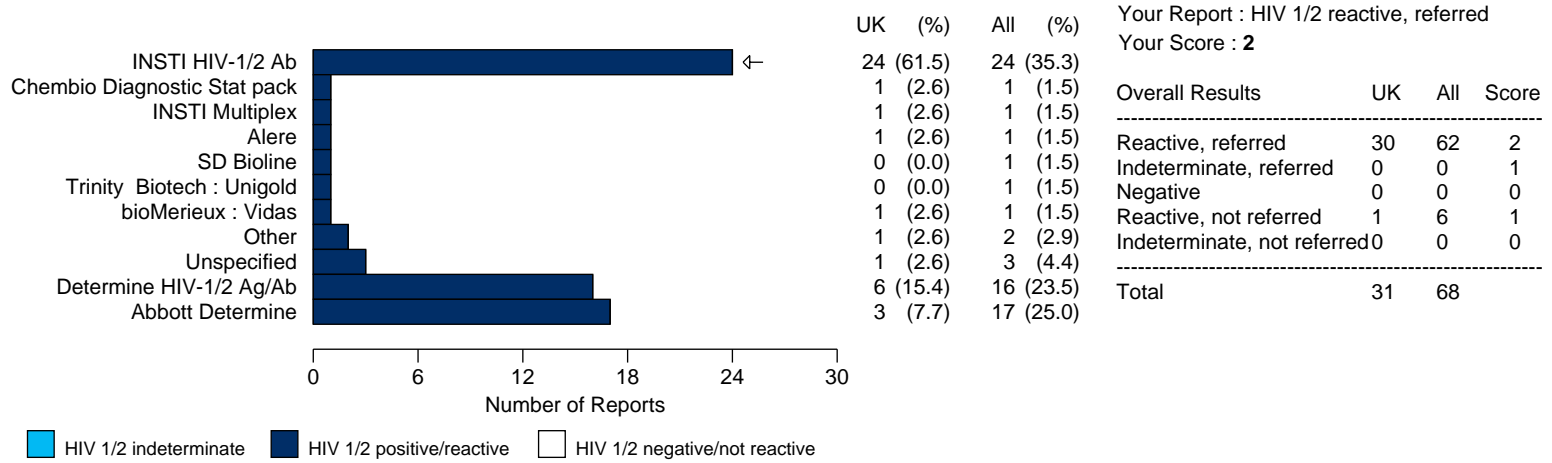


Two specimens were dispatched with requests for the determination of HIV status. Both specimens were prepared from thrombinised plasma obtained from single donations.

**Specimen : 8374 HIV-1/2 Ag/Ab negative**



**Specimen : 8375 HIV-1/2 Ag/Ab presumptive positive**



### Comments on distribution 5555

The overall performance in this distribution was outstanding with 100% of participants obtaining the intended results for specimens 8374 and 8375. This is an improvement of 8.8% from previous distribution 5507, where the overall performance was 91.2%.

Eighty nine sets of specimens were distributed with 70 participants returning results representing a return rate of 78.7%. This is similar to previous distribution 5507, where the return rate was 78.7%.

Specimen 8374 was prepared from a HIV-1/2 negative donation, whilst specimen 8375 was from a HIV-1/2 positive donation.

Of the 68 participants who returned results for specimen 8374, 100% (68) correctly reported this specimen as HIV-1/2 negative.

Of the 68 participants who returned results for specimen 8375, 100% (68) correctly reported this specimen as HIV-1/2 reactive.

However, of those (68) who reported this specimen as positive, 91.2% (62) said they were going to refer the specimen and thus obtained a maximum of 2. Six (8.8%) participants said they were not going to refer the specimens and obtained a reduced score of 1 as per UK NEQAS scoring policy.

**An insight of their procedures and guidelines will certainly help us better understand local arrangements for dealing with HIV-1/2 reactive results in a point of care setting if there is no referral involved, especially if they are not based in the UK and following other guidelines.**

#### **Investigating incorrect results and non-return of results**

Participants who did not obtain the intended results are requested to investigate and report the plausible root cause by completing an incident review form (IRF) online within 30 days of this report being published. IRFs are taken into considerations when poor performance analysis is carried out for the National Quality Assurance Advisory Panel (NQAAP).

#### **Non-return of results is considered as poor performance.**

Participants who did not return their results should also complete an IRF. IRFs are available on the following link: <https://uknegasmicro.org.uk/incident-review-form/>

**End of Report**

