

Intended Result	Your Report	Your Score
Specimen 6729 <i>L. pneumophila</i> antigen positive	<i>L. pneumophila</i> antigen positive	2
Specimen 6730 <i>L. pneumophila</i> antigen positive	<i>L. pneumophila</i> antigen positive	2
Specimen 6731 Pneumococcal antigen positive	Pneumococcal antigen positive	2


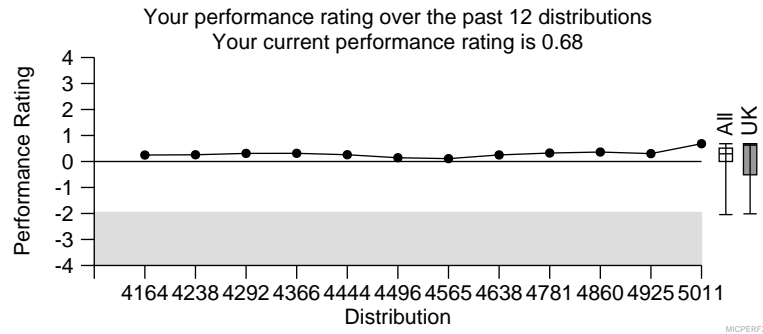
**Cumulative score information**

Total number of specimens sent to you for **UK NEQAS for Urinary antigens** over the last 3 distributions is 9  
 For these distributions specimen numbers 6268 6269 6270 6479 6480 6481 6729 6730 6731 have been sent.  
 Number of specimens reported too late for analysis (not scored) 0  
 Your cumulative score for the specimen/test combinations that you reported was 18 out of a possible 18  
 The mean score calculated from the reports returned by **UK** laboratories testing the specimen/test combinations you examined was 16.29 with a standard error of 2.51.

**Performance rating**

Your performance rating for **UK NEQAS for Urinary antigens** (i.e. the number of standard errors by which your cumulative score lies above or below the mean for UK laboratories) is 0.68.  
 A performance rating of more than 1.96 standard errors below the mean indicates possible poor performance. Your performance rating may change if other participants' results are amended.

No score penalty is incurred for non return of reports. However non return of results may be used as a measure of poor performance.



**Turn around time:** The time taken to report your results was 0 days. This information is provided for your own use and does not form part of your performance assessment.

**Comments**

A total of 393 sets of specimens were distributed for testing, with 355 participants returning results within the specified period.

**Specimen 6729:** This specimen was positive for *Legionella pneumophila* antigen. A good performance with 81.4% (289/355) of participants reporting the correct result.

**Specimen 6730:** This specimen was positive for *Legionella pneumophila* antigen. A good performance, with 89.6% (318/355) of participants reporting the correct result.

**Specimen 6731:** This specimen was positive for pneumococcal antigen. An excellent performance, where 99.4% (312/314) of participants reported the correct result.

**Results tables on page 2:** Participants may return results for more than one method; results for all methods returned for this distribution are displayed in the histograms on page 2. A maximum of 12 method related results are displayed in the histograms: this includes the most commonly used methods and the method(s) used in your laboratory indicated by an arrow. The figures in the histograms and those in the overall results tables may differ (1) due to exclusion of kits displayed in the histograms resulting in apparently lower numbers of data sets in the histograms or (2) due to participants using more than one kit resulting in higher numbers of data sets in the histograms.

**Please note:** The 'Test reading' results entry is for those participants reporting EIA results who wish to enter their index value.

**Enquiries**

For repeat specimens, please request using the web form, (<https://ukneqasmicro.org.uk/participant-info/order-repeat-specimens>): stating your laboratory identification number, the distribution name and number, specimen number(s), and reason for request. Any technical enquiries related to this distribution, please contact Dr Elizabeth Fagan, [organiser@ukneqasmicro.org.uk](mailto:organiser@ukneqasmicro.org.uk) stating your laboratory identification number above.

**Acknowledgements**

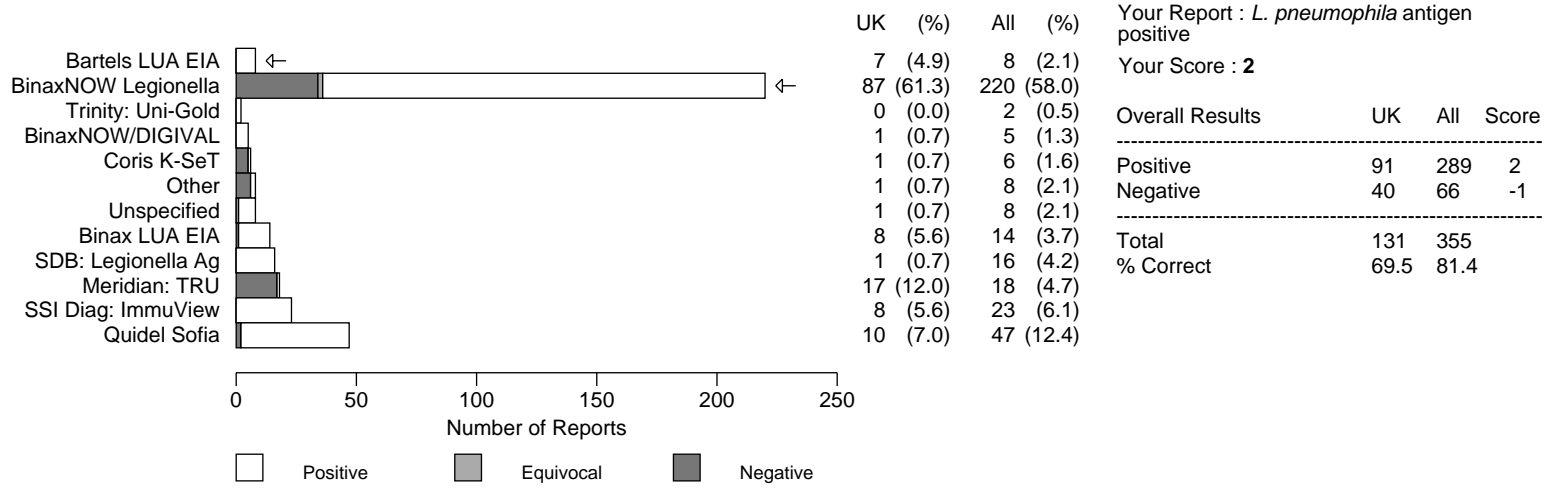
We thank our colleagues at National Infection Service (NIS), UKHSA: Respiratory and Vaccine Preventable Bacteria Reference Unit (RVPBRU), Colindale for the supply of *L. pneumophila* materials and provision of confirmatory testing.

Report authorised by: Dr Jennifer Henderson, Scheme Organiser

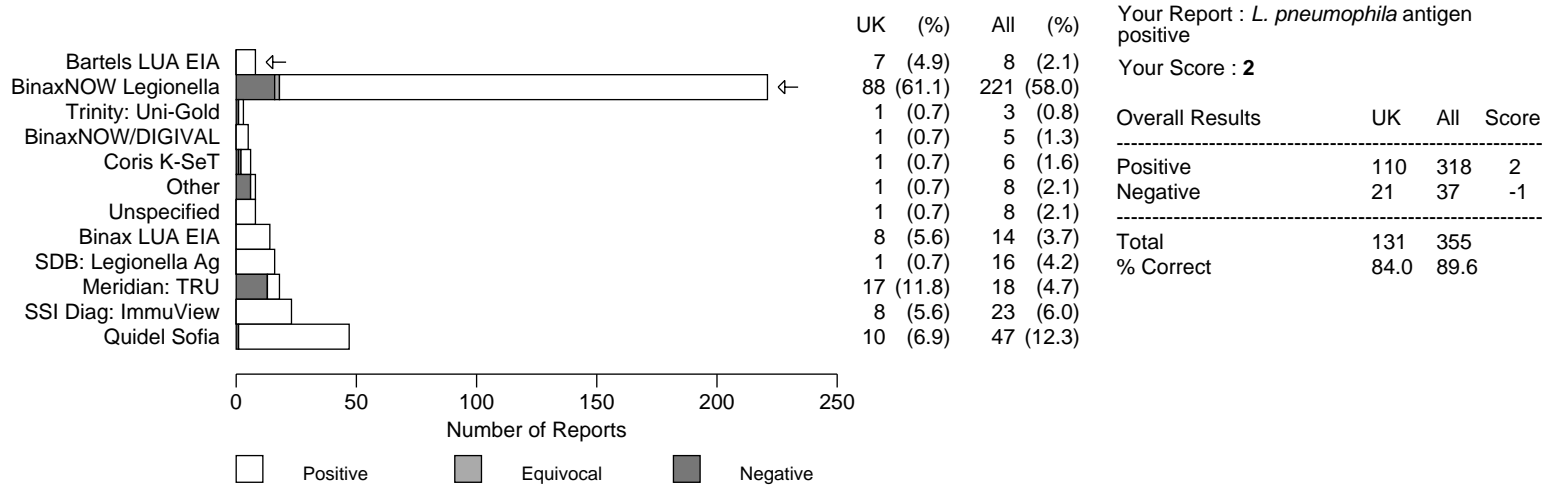


Three urine specimens were dispatched, two with a request of screening for *Legionella pneumophila* urinary antigen by routine methods and one with a request of screening for pneumococcal urinary antigen by routine methods.

**Specimen : 6729** *L. pneumophila* antigen positive



**Specimen : 6730** *L. pneumophila* antigen positive



**Specimen : 6731** *S. pneumoniae* antigen positive

