

Intended Result	Your Report	Your Score
Specimen 6821 AAFB positive	Fluorescence: AAFB present, ZN: AAFB present	2
Specimen 6822 AAFB positive	Fluorescence: AAFB present, ZN: AAFB present	2
Specimen 6823 AAFB positive	Fluorescence: AAFB present, ZN: AAFB present	2
Specimen 6824 AAFB positive	Fluorescence: AAFB present, ZN: AAFB present	2

Criteria for allocation of scores for AAFB **POSITIVE** specimens

Criteria for allocation of scores for AAFB **NEGATIVE** specimens

Score	Report
2	AAFB present by ZN alone, fluorescence alone or both
0	AAFB not seen

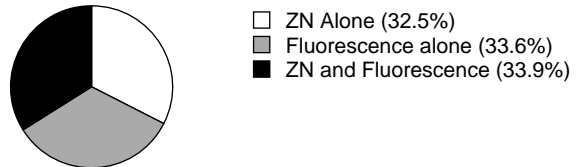
Score	Report
2	AAFB not seen
2	AAFB present by fluorescence but negative by ZN
-1	AAFB present by ZN alone, fluorescence alone or both

Mean and range of stain counts per 10 fields found in UK NEQAS

Methods used by participants

Specimen	Fluorescent stain counts per 10 fields*		ZN stain count per 10 fields**	
	Range	Mean	Range	Mean
6821	17-75	41	2-19	9
6822	9-65	23	1-18	5
6823	14-44	29	1-29	12
6824	35-82	57	5-26	13

* x40 objective used for Fluorescence ** x100 objective used for ZN



Cumulative score information


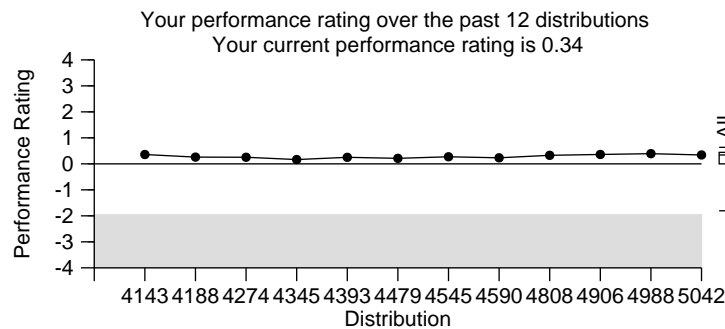
Total number of specimens sent to you for **UK NEQAS for AAFB microscopy** over the last 3 distributions is 12
For these distributions specimen numbers 6418 6419 6420 6421 6665 6666 6667 6668 6821 6822 6823 6824 have been analysed and scored.

Number of reports returned and scored 12
Number of specimens reported as not examined (not scored) 0
Number of specimens received too late for analysis (not scored) 0
Number of specimens for which no report was received (not scored) 0
Your cumulative score for these specimens was 24 out of a possible total of 24
The mean score calculated from the reports returned by **UK** laboratories was 23.46 with a standard error of 1.57

Performance rating

Your performance rating for **UK NEQAS for AAFB microscopy** (i.e. the number of standard errors by which your cumulative score lies above or below the mean for **UK** laboratories) is 0.34

A performance rating of more than 1.96 standard errors below the mean indicates possible poor performance.
Performance ratings may change if other participants' results are amended.
No score penalty is incurred for non return of reports. However non return of results may be used as a measure of poor performance.



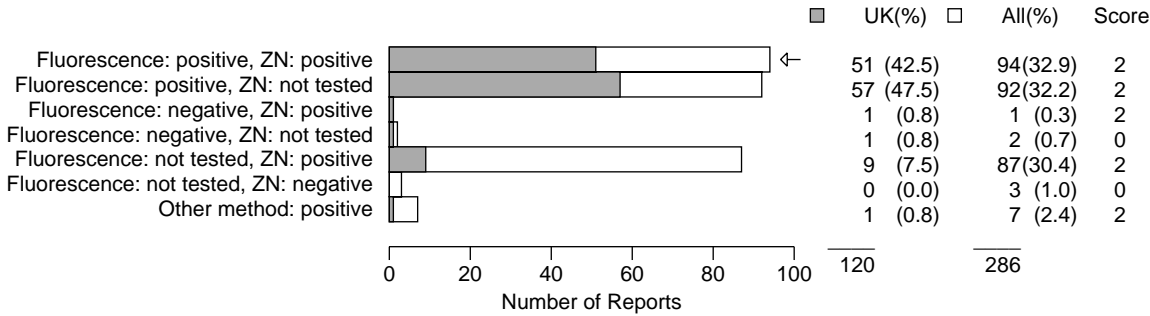
Turn around time: The time taken to report your results was 2 days. This information is provided for your own use and does not form part of your performance assessment.

Comment
Specimen no. / Percentage correct (%): specimens: 6821:98.3%, 6822:95.5%, 6823:99.7% and 6824:99.3%.

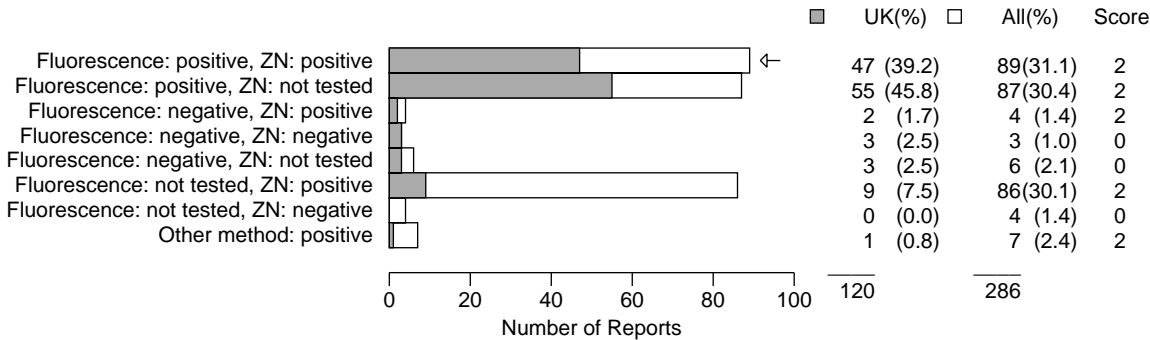
For repeat specimens please request using the web form, (<https://ukneqasmicro.org.uk/participant-info/order-repeat-specimens>) stating your laboratory identification number, the distribution name and number, specimen number(s), and reason for request.

Report authorised by: Dr Jennifer Henderson, Scheme Organiser

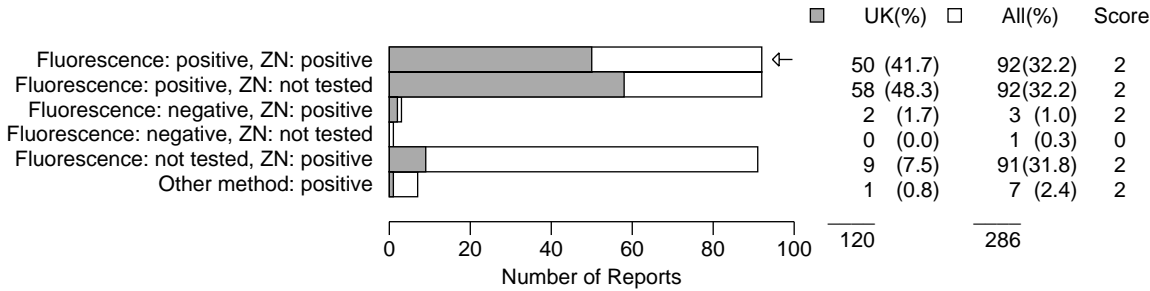
Specimen : 6821 AAFB positive



Specimen : 6822 AAFB positive



Specimen : 6823 AAFB positive



Specimen : 6824 AAFB positive

